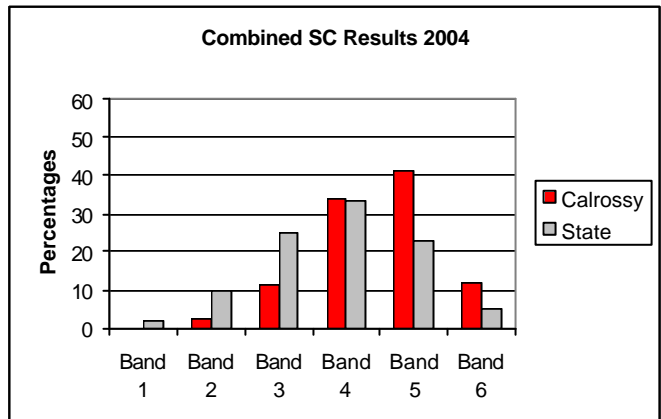
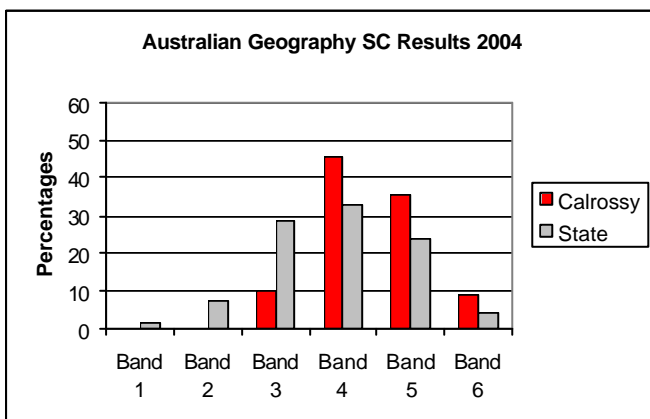
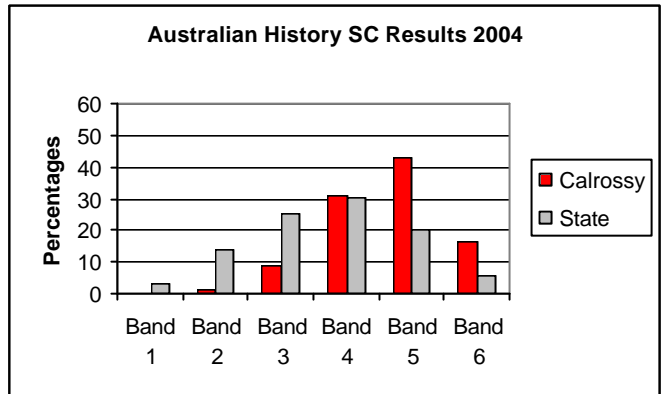
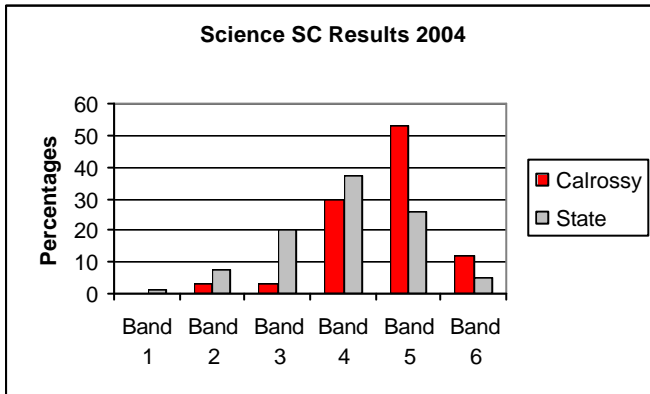
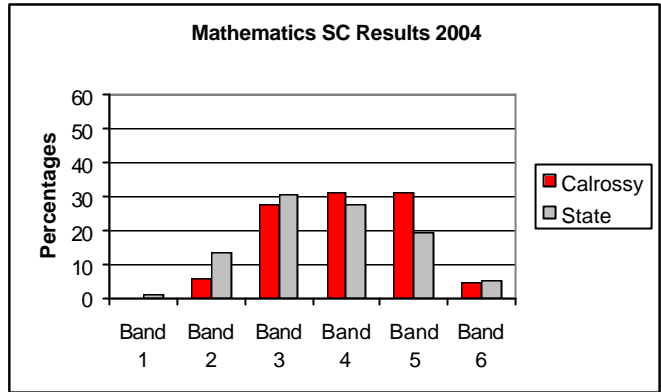
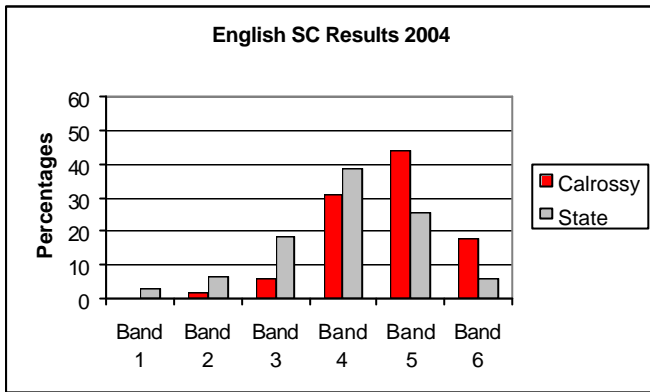


Calrossy's 2004 School Certificate Results in External Examinations

Calrossy does not select its students on academic ability.

The following graphs show the percentage of Calrossy students earning each band in each of the courses which are externally examined. Band 6 represents a mark over 90, Band 5 a mark from 80 to 89, etc. Band 1 represents a mark below 50. In each graph the Calrossy results are compared to the statewide distribution.



Naturally it is preferable to earn as many of the higher band marks as possible and reduce the number of lower band results. Clearly, when compared to the state wide distribution of marks in each band, the Year 10 Calrossy students' results in 2004 were very pleasing, with Band 5 and 6 results being very significantly higher than their counterparts around the state. At the same time we had very much fewer Band 1, 2 and 3 results than a typical cohort.

Congratulations are well deserved by the students in Year 10 2004 and to their teachers from last year and earlier years who assisted them develop the fundamental skills necessary for development of high level understanding.

Mark Doran
Deputy Principal – Curriculum & Discipline